

# Continuum of Care

Public Forum on Homeless Needs  
February 2, 2012



## Our Mission

*The Tarrant County Homeless Coalition provides leadership to prevent and end homelessness*



Leadership  
Prevent and End Homelessness

# Our Objectives Today

- Provide information on the results of the Homeless Prevention and Rapid Rehousing programs funded from the American Recovery and Reinvestment Act of 2009 (ARRA)
- Provide an understanding of the Federal, State and Local funding available for homeless needs
- Report on needs as seen through the eyes of Case Managers that work directly with the Homeless
- Present some of the initiatives TCHC will be working on in the coming year, and...

# Our Objectives Today

- Hear what you have to say

# Continuum of Care

## HPRP Programs and Homeless Prevention

# Evictions and Homelessness

## 2011 TCHC Homeless Survey:

- 44 of the 1,184 surveyed during the January 27, 2011 homeless count responding to the question of how they become homeless stated they had been evicted **within the past week**
- 51% (604 of 1,184) said that their inability to pay the rent lead to their homelessness

# Preventing Homelessness

The ARRA, through the HPRP program, provided funding for rents and utilities to keep persons facing eviction in their homes and rapid housing placement for families who became homeless

- Programs began in October 2009
- Local and State governments distributed these funds to agencies to administer the HPRP programs to qualifying families and individuals





# HPRP IMPACT

## ***WHAT WORKED***

**Thru 9/30/11:**

**1,894 households, 4,671 persons – 48% children**

- Stabilized Housing for families with direct rental assistance
- Allowed participants to clear rental and utility arrearage
- Increased participants' financial literacy
- Increased participants' enrollment in benefits (e.g. TANF, food stamps, unemployment, SSI/SSDI)
- Provided case management
- Aided participants in seeking and completing training
- Funds split evenly serving 49% African American/50% White

# HPRP IMPACT

## ***WHAT WORKED***

### **Measuring Success**

- What was the household income at entry vs. income at exit
- What was the housing status at entry vs. housing status at exit

# HPRP IMPACT

## ***WHAT WORKED***

### Measuring Success

	HOUSING STATUS AT EXIT						
<b><i>HOUSING STATUS AT ENTRY</i></b>	<b>Literally Homeless</b>	<b>Losing Housing</b>	<b>Unstably Housed</b>	<b>Stably housed</b>	<b>Total Served</b>	<b>RATE of Stable Housing</b>	<b>Rate of NOT Stably Housed</b>
<i>Literally Homeless</i>	3	2	0	36	44	81.8%	11%
<i>Losing Housing</i>	0	84	37	208	466	44.6%	26%
<i>Unstably Housed</i>	0	22	182	94	414	22.7%	49%
<i>Stably housed</i>	0	0	10	18	32	56.3%	31%

# HPRP IMPACT

## ***WHAT WORKED***

### Measuring Success

	HOUSING STATUS AT EXIT						
<i>HOUSING STATUS AT ENTRY</i>	Literally Homeless	Losing Housing	Unstably Housed	Stably housed	Total Served	RATE of Stable Housing	Rate of NOT Stably Housed
<i>Literally Homeless</i>	<b>3</b>	<b>2</b>	<b>0</b>	<b>36</b>	<b>44</b>	<b>81.8%</b>	<b>11%</b>
<i>Losing Housing</i>	0	84	37	208	466	44.6%	26%
<i>Unstably Housed</i>	0	22	182	94	414	22.7%	49%
<i>Stably housed</i>	0	0	10	18	32	56.3%	31%

*\*Chart is only one grantee*



# HPRP IMPACT

## ***WHAT WORKED***

### Measuring Success

Number of Clients	Adults	Children	No Income At Entry	No Income At Exit	Average Change Income
973	475	496	119	99	\$150.42
1173	602	564	104	251	(\$145.63)
305	209	96	33	39	(\$32.14)
1383	661	710	335	840	(\$590.98)
837	458	372	123	315	(\$456.03)



# HPRP IMPACT

## *WHAT WORKED*

### Measuring Success

Number of Clients	Adults	Children	No Income At Entry	No Income At Exit	Average Change Income
973	475	496	119	99	\$150.42
1173	602	564	104	251	(\$145.63)
<b>305</b>	<b>209</b>	<b>96</b>	<b>33</b>	<b>39</b>	<b>(\$32.14)</b>
1383	661	710	335	840	(\$590.98)
837	458	372	123	315	(\$456.03)

# HPRP IMPACT

## ***WHAT WORKED***

### **100 Most Successful Households**

- Top 100 persons were in 38 families – Singles and Families with two parents and few children had greatest increases in income and housing stability

# HPRP IMPACT

## ***WHAT DID NOT***

### **100 Least Successful Households**

- Bottom 100 persons in 22 families – Single Parents, primarily Female Heads of Households (17 of 22) and large families had losses of income and remain unstably housed



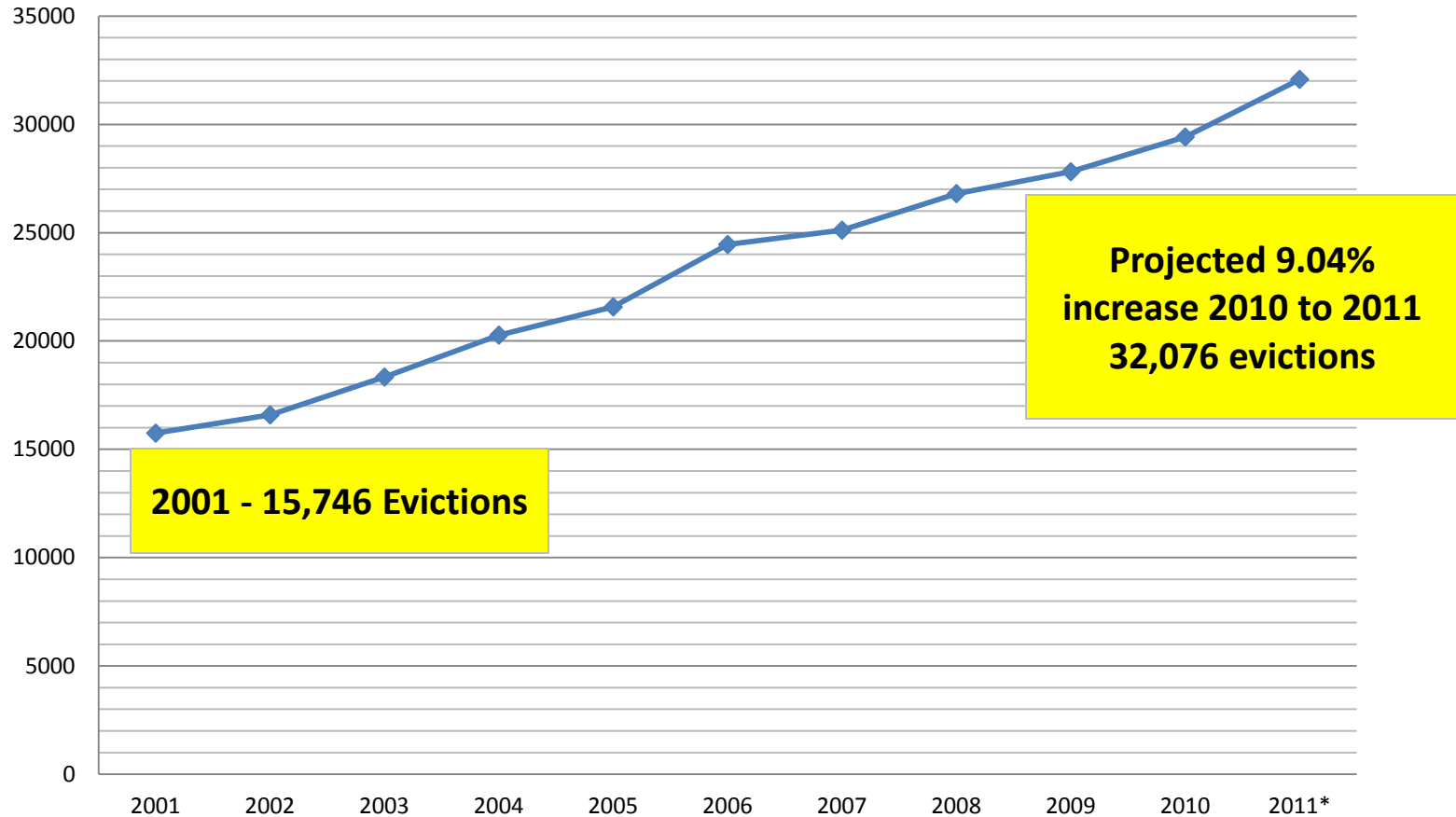
# HPRP IMPACT

## ***WHAT WORKED & WHAT DID NOT***

- More than twice as many clients exited with less income than at entry (children are a part of this equation)
- HPRP prevented homelessness, it *did not* create employment opportunities

# Evictions in Tarrant County

## Tarrant County Eviction Filings 2001 - 2011\*



Evictions are up.  
HPRP Programs End Spring 2012.



leadership  
Prevent Homelessness

# Ramping Down HPRP

The work ahead for TCHC and the CoC:

- Finding new funding for the best components of HPRP programs, training and case management
- Track any former HPRP households who fall into homelessness down the road
- Profile the most at risk household types and target for new HUD Emergency Solutions Grant RFPs in 2012

# Continuum of Care

## Funds Available for Homeless Prevention & Homeless Needs

# Continuum of Care

## City of Arlington



# City of Arlington

## Housing the Homeless



February 2, 2012

# 10 Year Plan to End Chronic Homelessness

- Outreach
- Case Management
- Rental Housing Assistance



# Housing Resources

- Stimulus Funding
- HUD Housing program Funding
- State Housing program funding

# Homeless Assistance Funding

Available Funding			
	2009	2010	2011
Total	<b>\$1 M</b>	<b>\$1.5 M</b>	<b>\$2.1 M</b>

# Homeless Assistance Services

# of clients served			
	2009	2010	2011
HPRP	0	115	161
HHSP	0	22	67
ESG	16	0	0
SPC	27	34	30
SHP	24	37	36
TBRA	75	95	92
Total	<b>142</b>	<b>303</b>	<b>386</b>

# Eviction Prevention Services

# of clients served			
	2009	2010	2011
HPRP	0	492	585
HHSP	0	24	72
ESG	16	40	12
<b>Total</b>	<b>16</b>	<b>556</b>	<b>669</b>

# Homeless Services

- Direct relationship between level of funding, service delivery, and outcome
- As financial resources increased, delivery of services increased, and persons that were homeless or at risk of homelessness received critical care and benefit

# City of Arlington

- Housing the homeless
- Preventing homelessness

# Continuum of Care

## Tarrant County



# Tarrant County Community Development Division

---







# Where does our \$ come from?

**Community Development Block  
Grant (CDBG)**

**HOME**

**Emergency Solutions Grant (ESG)**

# HUD Funding Trends

GRANT	2004	2008	2012
<b>CDBG</b>	\$ 4,192,000	\$ 2,783,726	\$ 2,334,766
		<b>34% Decrease from 2004</b>	<b>44% Decrease from 2008</b>
<b>HOME/ADDI</b>	\$ 1,614,378	\$ 1,190,787	\$ 1,037,304
<i>ADDI ended in 2009</i>		<b>26% Decrease from 2004</b>	<b>13% Decrease from 2008</b>
<b>ESG</b>	\$ 141,014	\$ 123,639	\$ 212,016
Hearth Act changes ESG in 2012		<b>34% Decrease from 2004</b>	<b>71% Increase from 2008</b>



# Federal Spending Priorities

## Housing

- Rehabilitation of existing housing
- Homeowner/homebuyer assistance
- Single-family new construction or acquisition with rehabilitation
- Multi-family rental





# Federal Spending Priorities

## Non-Housing Programs

- Basic infrastructure replacement
- Handicapped accessibility improvements for public facilities
- Senior Centers repair, improvement, and services
- Transit Oriented Development





# Federal Spending Priorities

## Homelessness

- Maintenance of existing services for the homeless
- Homeless prevention
- Transitional housing
- Supportive services
- Permanent supportive housing
- Employment and transportation





# Federal Spending Priorities

## Special Needs Populations

- Removal of architectural barriers for disabled households
- Affordable permanent housing for the elderly and disabled
- Affordable permanent supportive housing for persons with AIDS





# Program Year 2012 Timeline

- ❖ All applications due February 10, 2012
- ❖ Mayors' Council Ranking Committee will meet the third week of February
- ❖ A draft Action Plan for 2012 will be available for public comment by the third week of March and a public hearing will be held April 24, 2012
- ❖ Final 2012 Action Plan to HUD in May 11, 2012



# Emergency Solutions Grant

---





# ESG Eligible Activities

- Homeless Prevention & Rapid Re-Housing
  - Rental Assistance
  - Financial Assistance
- Street Outreach
  - Unsheltered Homeless
- Emergency Shelter Activities
  - Essential Services
  - Operational Costs



# PY 2012 ESG Budget Estimates

- ❖ Street Outreach & Emergency Shelter Activities  
\$117,669 (capped at \$127,209)
- ❖ Homeless Prevention & Rapid Re-Housing  
\$ 78,446
- ❖ Administration  
\$15,901



# 2011 ESG2 & 2012 ESG Timeline

- ❖ RFQ/RFP – January 6, 2012
- ❖ Proposal Deadline – February 9, 2012
- ❖ Funding Recommendations - March 15




# Continuum of Care

## City of Fort Worth



[www.DirectionsHome.org](http://www.DirectionsHome.org)

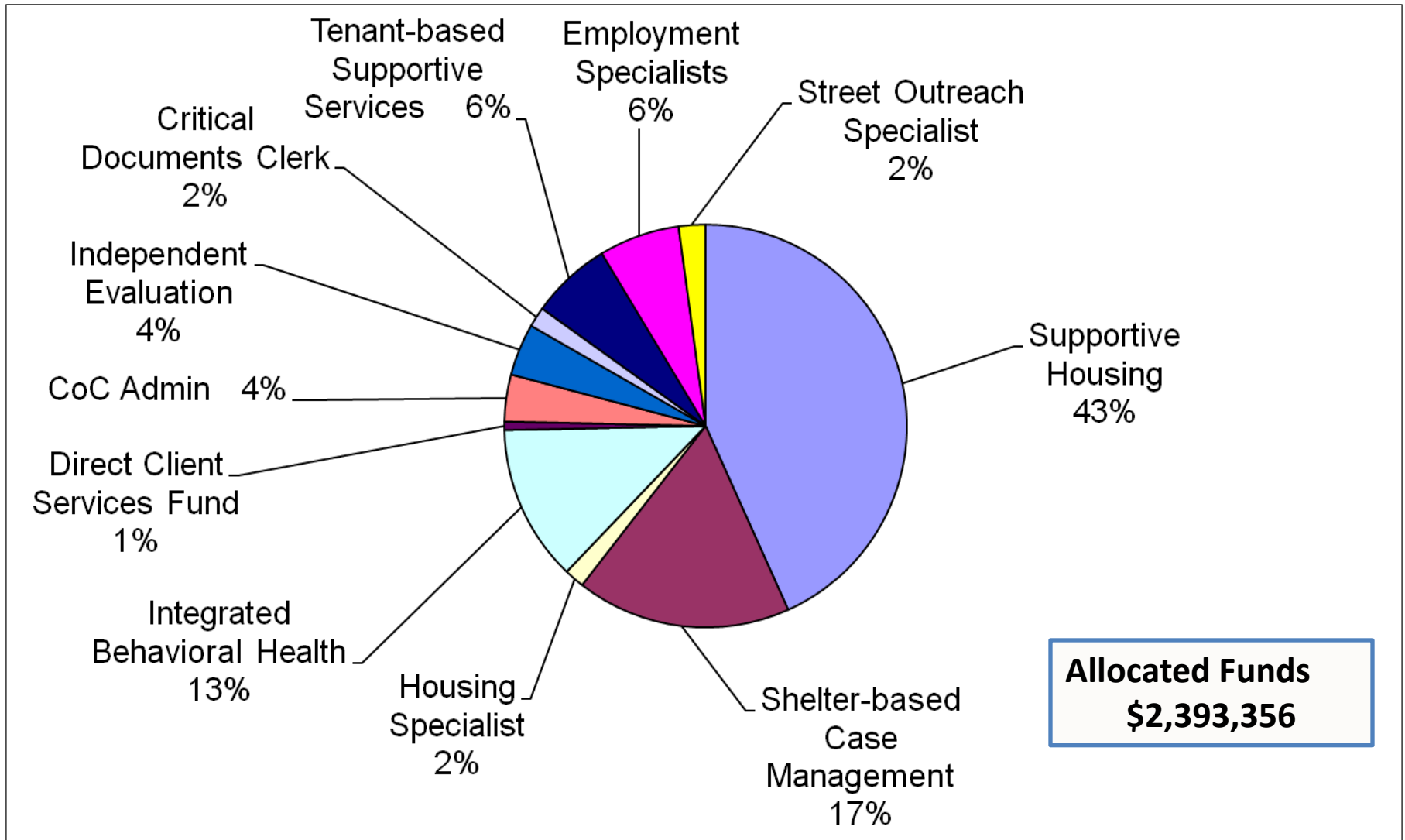


# City of Fort Worth General Funds and Approved Positions (APs) Allocated to Directions Home by Department

Department	FY 2009	FY 2010	FY 2011	APs 2011	FY 2012	APs 2012
Code Compliance	78,255	71,652				
Housing & Economic Development	2,393,356	2,556,042	2,556,042	2.00	2,556,042	2.00
Law	180,599	195,435				
Municipal Court	78,257	75,424	66,508	1.00	62,379	1.00
Police	195,588	253,222	253,222	3.00	84,758	1.00
	<b>2,926,055</b>	<b>3,151,775</b>	<b>2,875,772</b>	<b>6.00</b>	<b>2,703,179</b>	<b>4.00</b>



# Contracted Services FY12



# Texas Homeless Housing & Services Program

	2011	2012
City of Fort Worth	\$833,656	\$459,845





# Continuum of Care

## Case Managers Assessment Of Homeless Needs

# TCHC Annual Case Managers Assessment Survey

- Conducted each December (2008, 2009, 2010, 2011)
- Understand the demographics, education and experience of the workforce charged with working directly with the homeless
- Understand the professional needs of case managers
- Collect information on the needs of their clients from a case management perspective

# Top 5 Most Pressing Needs for Clients in Emergency Shelters

## 2009

1. Health Care Needs/  
Medication
2. Housing Options
3. Transportation
4. Counseling
5. Legal Services

## 2011

1. Housing Options
2. Employment Assistance
3. Transportation
4. Mental Health Services
5. Information and Referral to  
Supportive Services

# Top 5 Most Pressing Needs for Clients in Transitional Housing

## 2009

1. Employment Assistance
2. Childcare
3. Budgeting Assistance
4. Transportation
5. Counseling

## 2011

1. Employment Assistance
2. Budgeting Assistance
3. Transportation
4. Childcare
5. Food

# Top 5 Most Pressing Needs for Clients in Permanent Supportive Housing

## 2009

1. Budgeting Assistance
2. Childcare
3. Transportation
4. Legal Services
5. Counseling

## 2011

1. Transportation
2. Employment Assistance
3. Budgeting Assistance
4. Mental Health Services
5. Food

# Barriers to Transitional Housing

Most pressing issues which prevent clients from moving from TH to PH:

- Addiction/Substance Abuse
- Mental Health Issues
- Unemployment
- Lack of Life Skills (i.e. Social, Coping, Problem-Solving)
- Criminal Backgrounds
- Motivation

# Loss of Permanent Housing within 6 Months

Clients are losing Permanent Housing because:

- Substance Abuse
- Unemployment
- Violation of Rules
- Budgeting Issues
- Criminal Activity
- Loss of Transportation

# Reasons Exit Programs with No Income

Clients exiting programs with No Income (e.g. employment or mainstream benefits) because:

- Mental Health Issues
- Substance Abuse
- Willingness to Work
- Criminal Background
- Lack of Education
- Lack of Motivation
- Dependence on Benefits



# Continuum of Care

## 2011-2012 CoC Work Plan & TCHC Initiatives in 2012



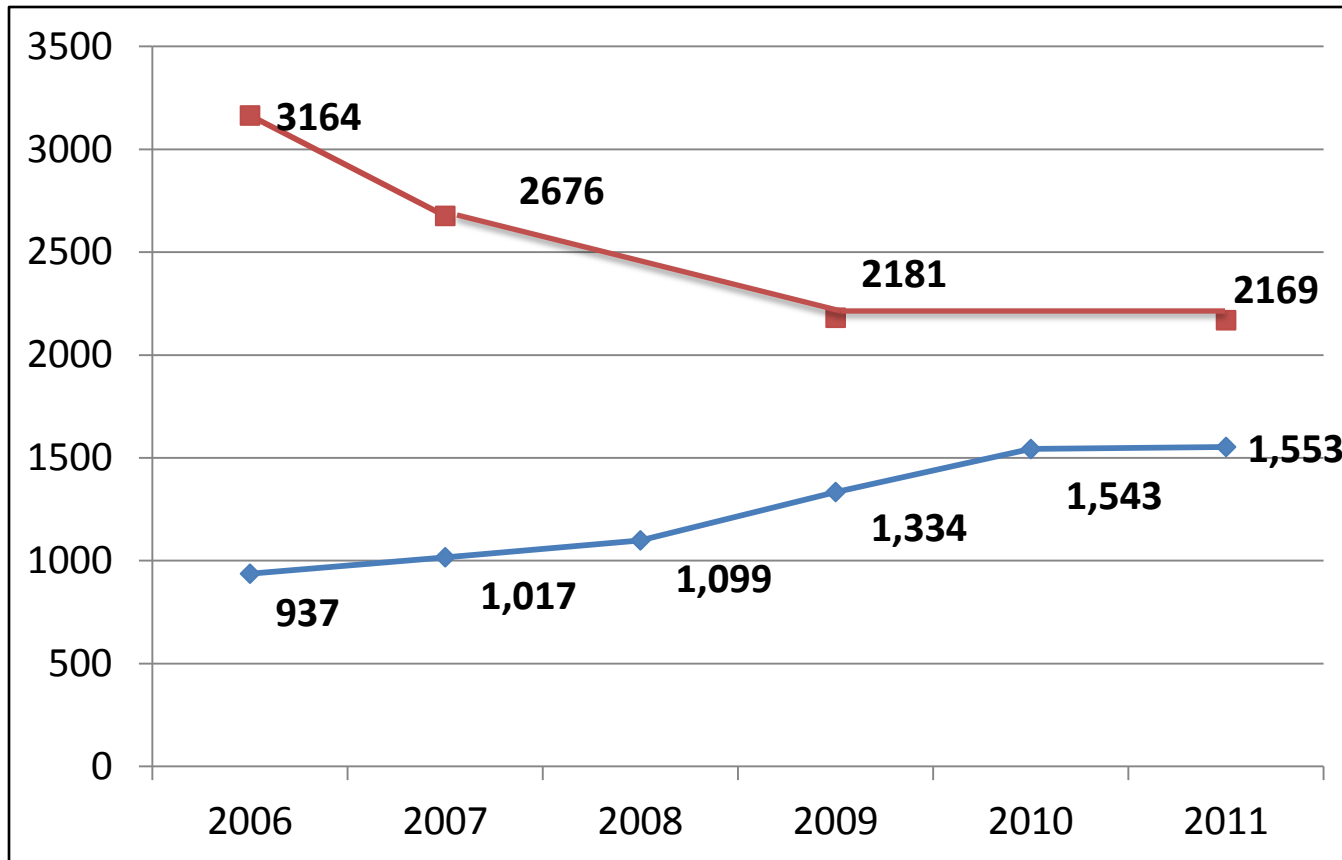
# Continuum of Care Work Plan

- Train Case Managers on legal services
- Train Case Managers on mental health services
- Optimize reporting value of the HMIS
- Support YWCA development of PSH
- Enhance resource information available on Internet
- Conduct monthly HMIS PIT for ES, TH
- Conduct community-wide PIT January 2013

# TCHC Initiatives

- Study Violence Against Homeless Women
- Improve the HMIS Scan Card & TB Testing Procedures
- Address Legal Needs of the Homeless
- Understand what causes frequent emergency psychiatric services by the homeless
- Facilitate improved use of JPS Cypress Clinic and follow-up appointments
- Facilitate improved discharge communication between hospitals, clients, and case managers

# PSH Inventory and Number of Homeless 2006-2011



# Continuum of Care

**Your thoughts and questions**



# Providing Leadership to Prevent and End Homelessness.

Thank you!

