

# Goal 2: Data Driven

**Data Driven**

Analyze Key Data Points

Increase Data Sharing

Data Quality

Cross Systems Analysis

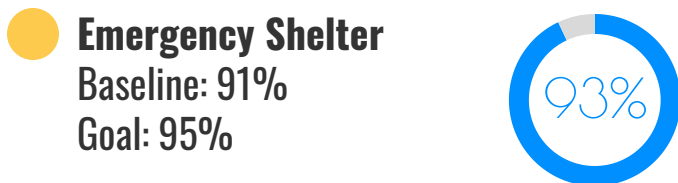


**OUTCOMES**

Increase data quality  
Increase comparative analysis  
Decrease secondary data sources  
Increase reporting capacity

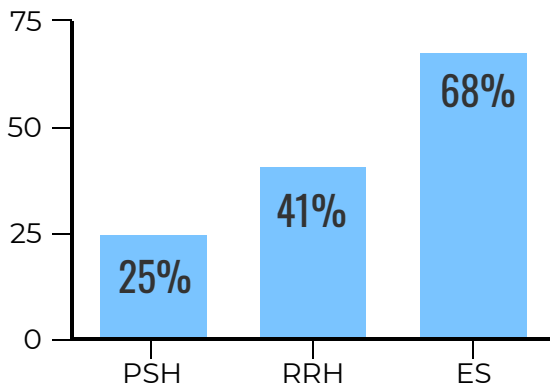
## Dashboard: Performance Measures

### Data Quality Management Report

Accuracy: ratio of data to errors

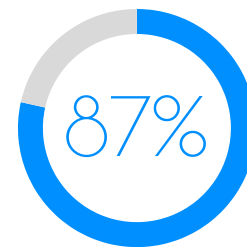


**Timeliness:**  
percentage of data entered within 3 days



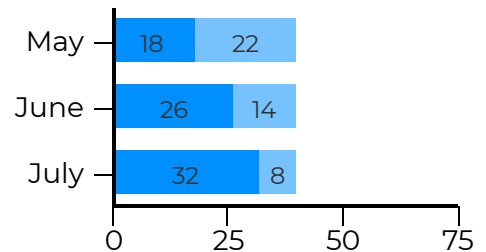
Baseline: 45% (average)  
Goal: 100% entered within 3 days

### HMIS Coverage



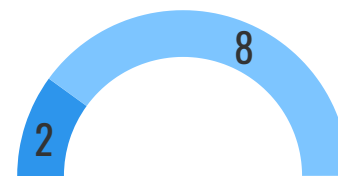
Baseline: 87%  
Goal:

### Number of people trained



Baseline: 18 people/month  
Goal: 40 people/month

### Number of Data Sets Integrated



● Completed ● Remaining

Baseline: 2  
Goal: 10