

Goal 1: Effective System

Effective System

Priority Populations

Targeted Interventions

Streamlined Services

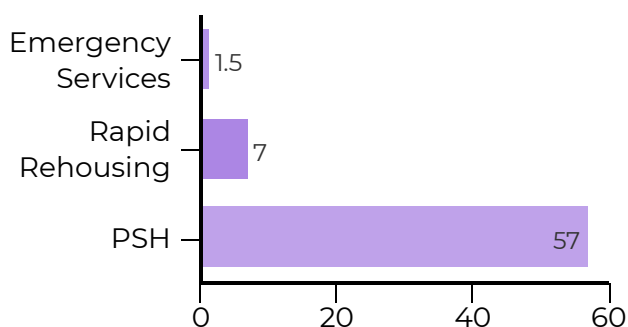
Deliver Best Practices

OUTCOMES

Decrease time homeless
Increase income
Decrease returns to homelessness
Decrease unsheltered homelessness
Complete youth challenge
Increase number housed

Dashboard: Performance Measures

Average Length of Stay (Months)



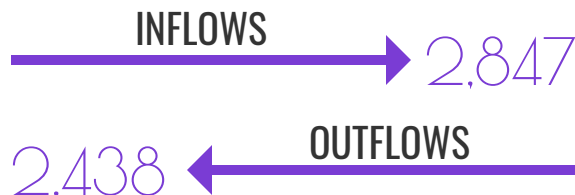
Baseline: 46 Days
Goal: Less Than 60 Days

Percentage of people who retained or increased income

Employment Income 7%
Non-employment Income 29%

Baseline: 7% / 29%
Goal:

Overall Inflow / Outflow



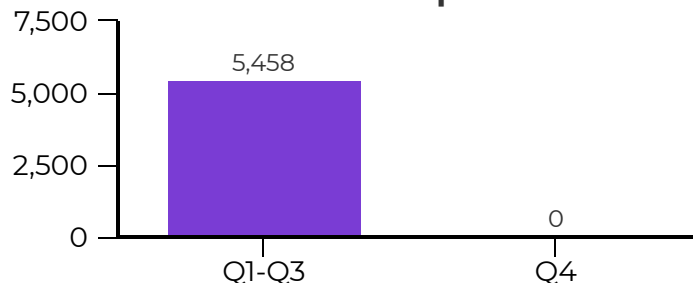
Baseline: +409
Goal: Net Zero

Returns to Homelessness



Baseline: 26%
Goal: Less Than 15%

Number of People Served



Baseline: 5,458
Goal: