

Goal 1: Effective System

Effective System

Priority Populations

Targeted Interventions

Streamlined Services

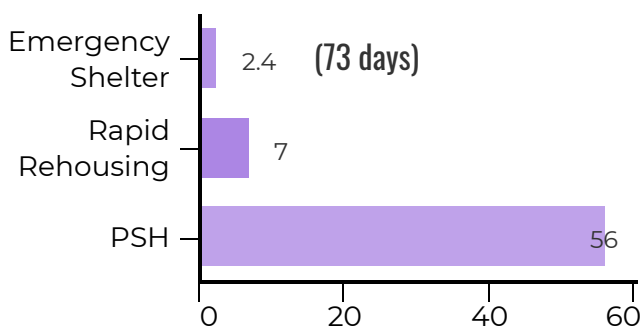
Deliver Best Practices

OUTCOMES

Decrease time homeless
 Increase income
 Decrease returns to homelessness
 Decrease unsheltered homelessness
 Complete youth challenge
 Increase number housed

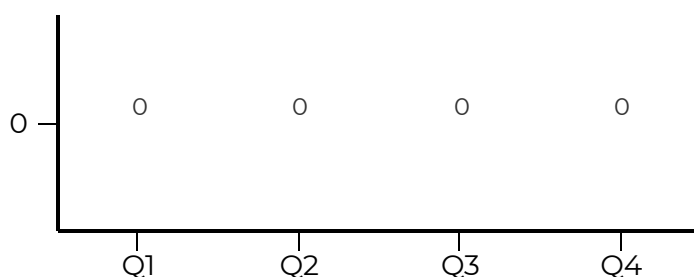
Dashboard: Performance Measures - October 2019

Average Length of Stay (Months)



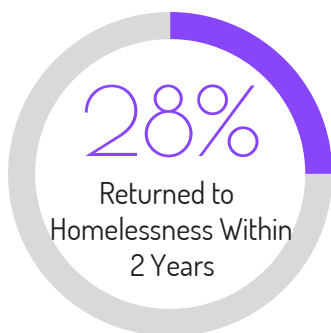
Baseline: 57 Days
 Goal: Less Than 60 Days

Number of People Served



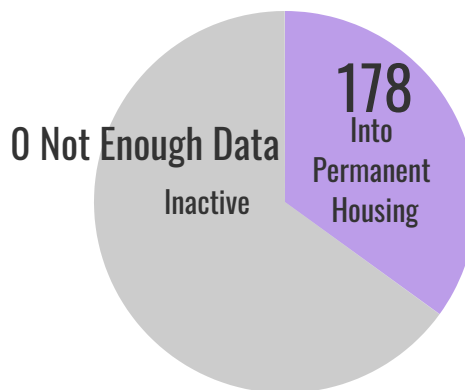
Baseline: 8,437
 Goal:

Returns to Homelessness



Baseline: 26%
 Goal: Less Than 15%

Overall Inflow / Outflow



Baseline:
 Goal: Functional Zero

Percentage of people with increased income

Employment Income 30%
 Non-employment Income 5%

Baseline: 30% and 25%
 Goal: