

Goal 2: Data Driven

Data Driven

Analyze Key Data Points

Increase Data Sharing

Data Quality

Cross Systems Analysis

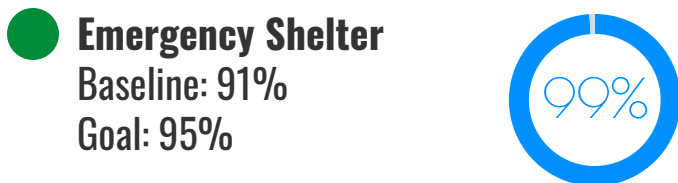


OUTCOMES

Increase data quality
Increase comparative analysis
Decrease secondary data sources
Increase reporting capacity

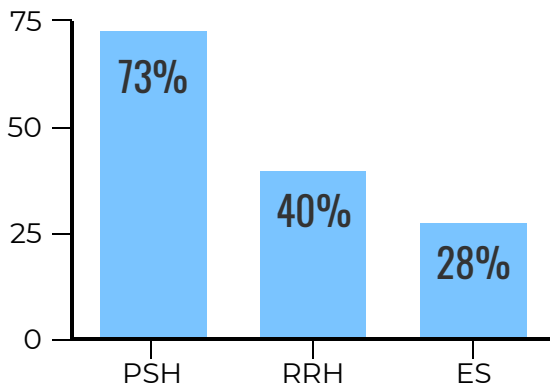
Dashboard: Performance Measures

Data Quality Management Report

Accuracy: ratio of data to errors

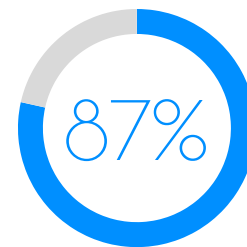


Timeliness:
percentage of data entered within 3 days



Baseline: 45% (average)
Goal: 100% entered within 3 days

HMIS Coverage



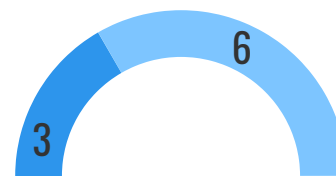
Baseline: 87%
Goal:

Number of people trained

Awaiting OTL

Baseline: 18 people/month
Goal: 40 people/month

Number of Data Sets Integrated



● Completed ● Remaining

Baseline: 2
Goal: 10