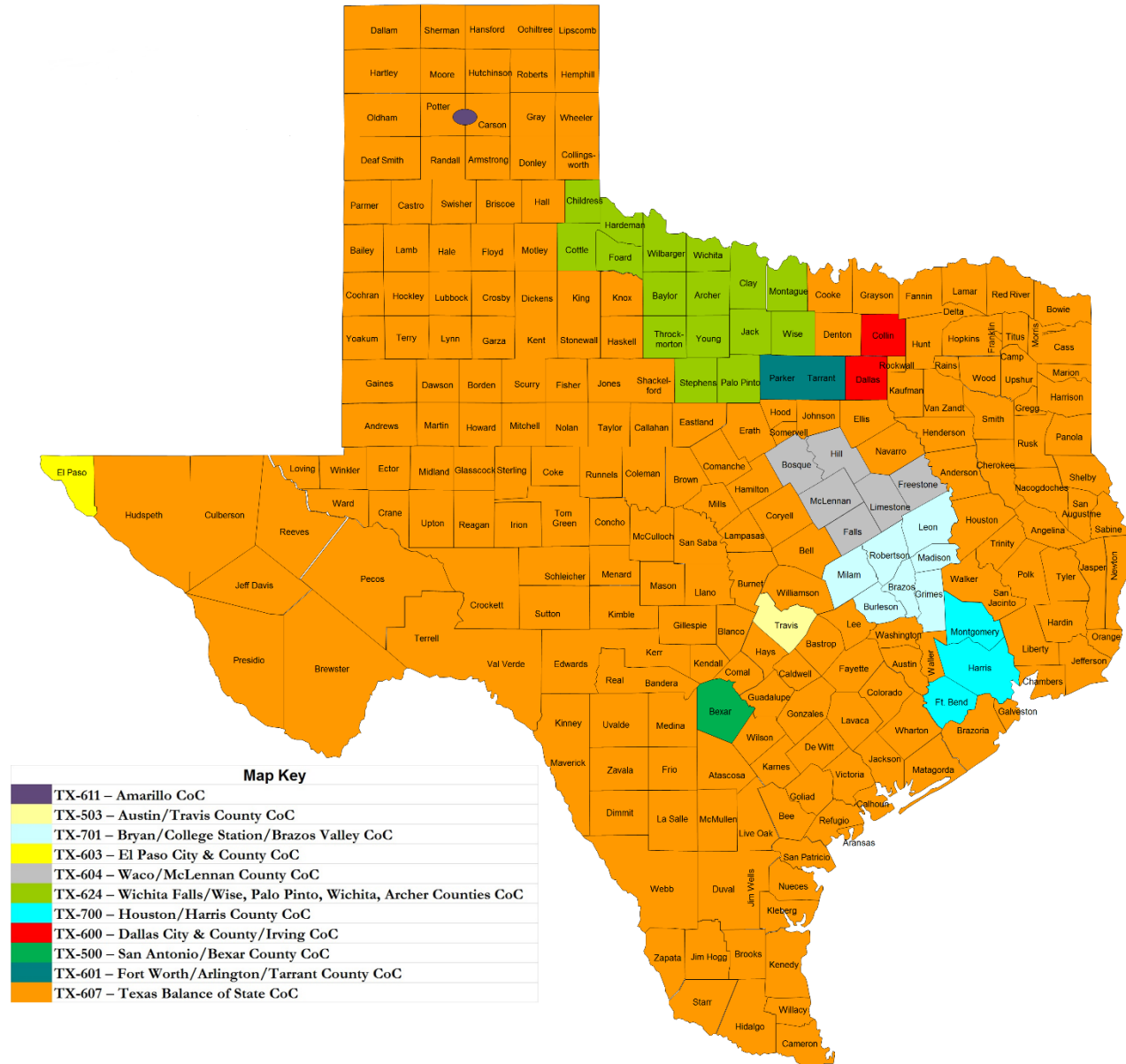


Texas Homeless Data Sharing Network

Strategies For Change

thn.org

Homelessness in Texas





2,083

Veterans

Veterans experiencing homelessness
13% reduction since 2015



1,408

Unaccompanied Youth

Youth with no parent or guardian
present were experiencing
homelessness



1,912

Households with children

Decrease of 12% from 2017

24 Hours in Texas

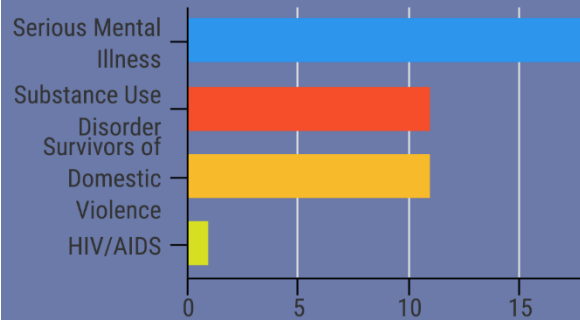
Point-In-Time Count, January 2020

27,229 People Counted



42%

Adults had some barrier to housing.



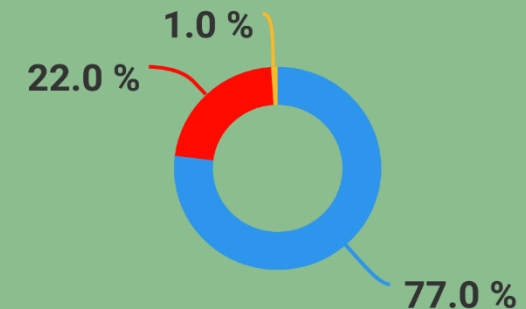
● 2020

13%

DECREASE in
people who
are
Chronically
Homeless
since 2015

(3,736 total CH in 2020)

Homelessness by Household type



- Household Without Children
- Households With Children
- Households With Only Children



Integrate Data Systems

People experiencing homelessness often interact with multiple agencies – housing, healthcare, law enforcement, and nonprofits providing support services.

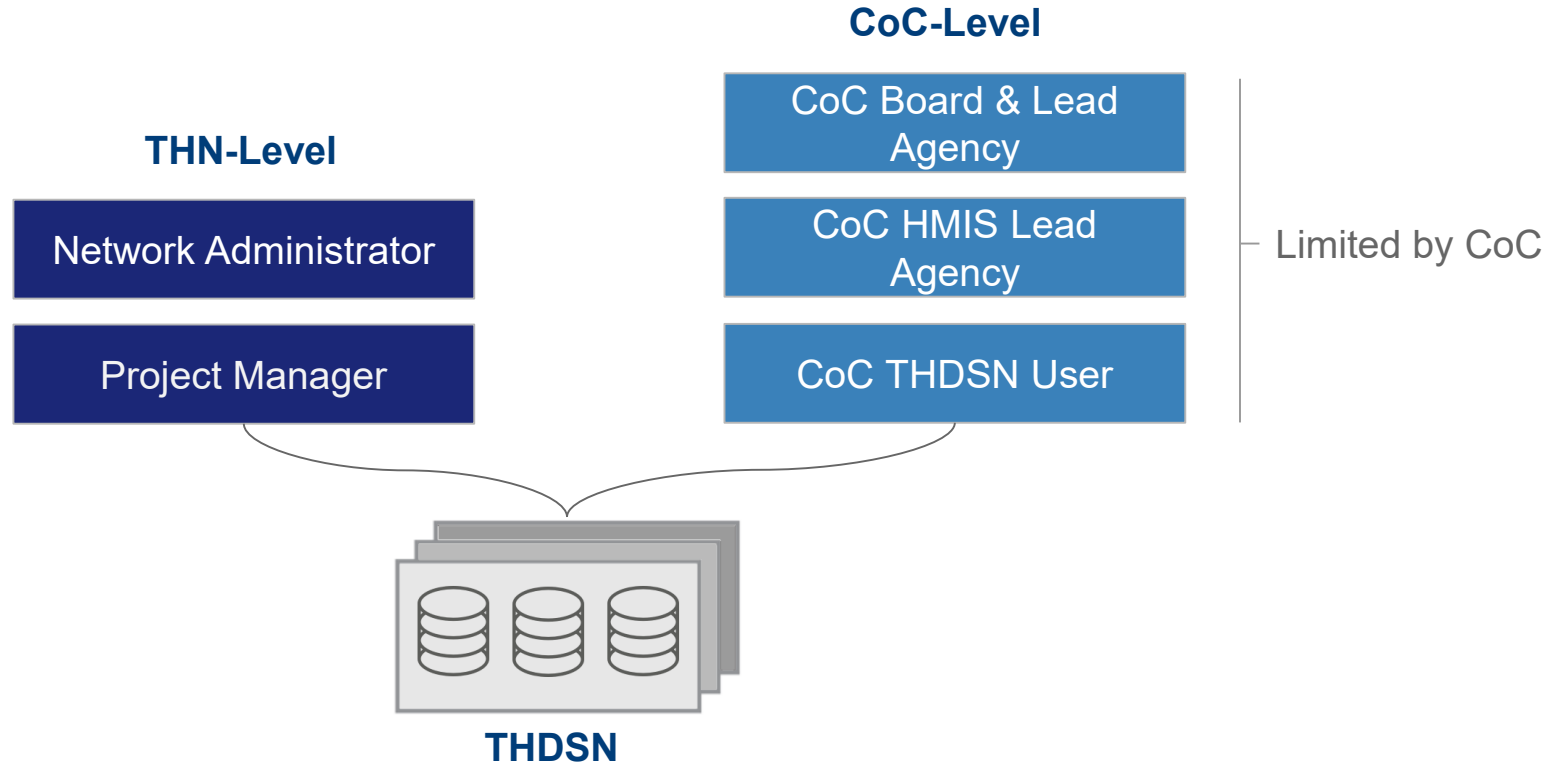
Those organizations rarely share information with each other – a challenge that, if addressed, can be a game changer in the national efforts to prevent and combat homelessness.

Utilizing data to target resources where the needs are is cost efficient, data removes guesswork

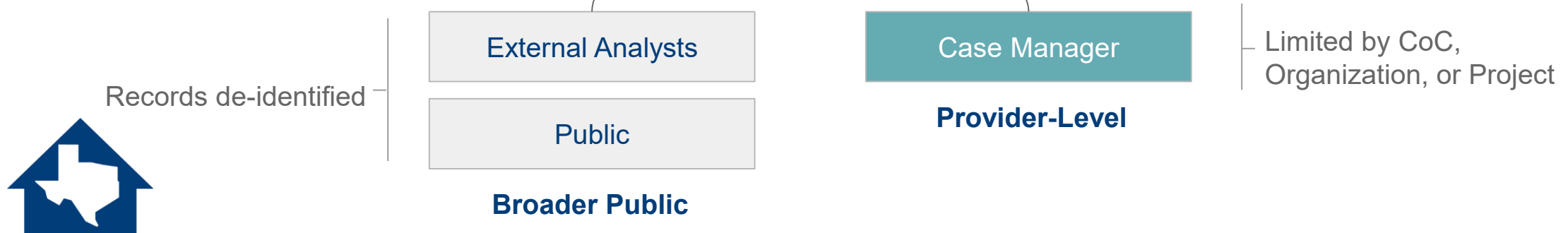


THDSN Roles

Phase I




Phase II




THDSN Roles & Functions Phase I Possibilities

Texas Homeless Network
Run statewide analyses/aggregate reports such as:
<i>Duration of stay in shelter</i>
<i>Chronicity</i>
<i>Migration patterns over time (e.g. after Harvey)</i>
<i>Population demographics</i>
<i>Service use patterns</i>
Administer system
Monitor data ingestion
Provision and manage user accounts

Continua of Care
Extended organization and project reports (CoC-specific); HUD reports
Identify client service overlap between CoCs
Examine long term service pathways and outcomes statewide (aggregated)
Be able to verify a client's chronicity status (PII and service history visible)
Upload HMIS data



THDSN



THDSN Roles & Functions Phase II Possibilities

